

KAREN A. COFFMAN JACKSON COUNTY TREASURER

**DECEMBER
2017**



PORTFOLIO SIZE

Current Portfolio

Certificate of Deposits (CD)	3,500,000.00
Money Market Accounts	23,326,633.66
Treasuries & Agencies	28,314,000.00
	\$55,140,633.66

CURRENT HAPPENINGS

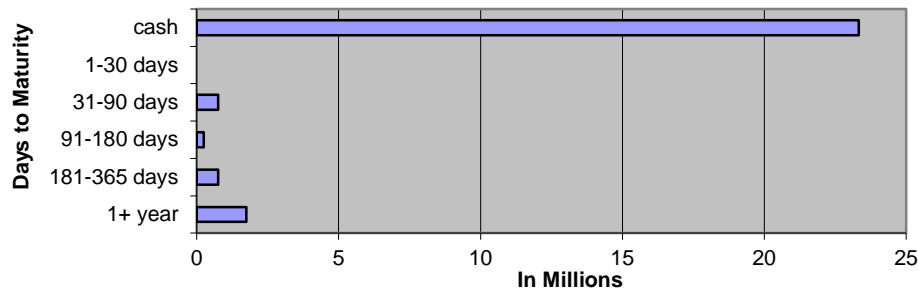
2017 Revenue Year to Date*

All Delinquent Taxes	23,379,971
Dog Licenses	70,729
Passports	12,260

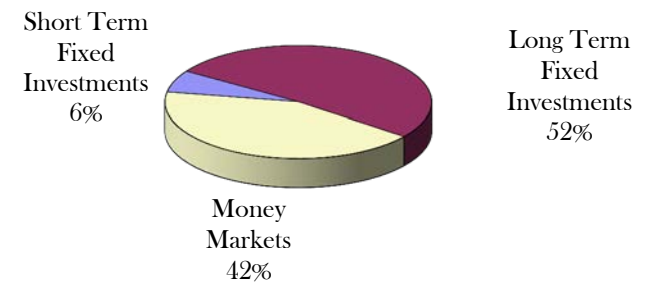
*General Ledger Information/Cash basis

DIVERSIFICATION

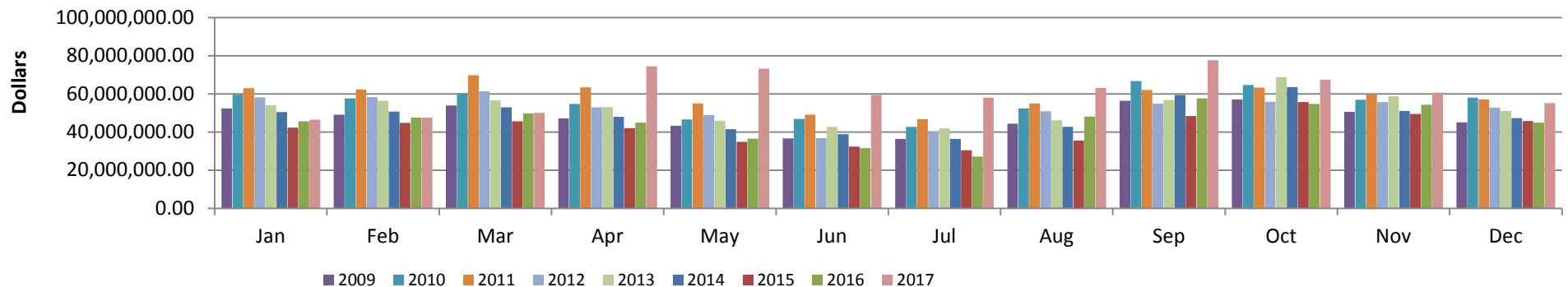
Diversification by Maturity Date



Diversification by Investment Type



Historical Comparison by Month



December 2017 General Account Investments

CUSIP	Issuer	Par Value	Current Rate	Maturity Date
Certificates of Deposit				
48124JSZ2	JP Morgan Chase	\$ 250,000.00	1.125%	2/20/2018
24000824	Ann Arbor State Bank	\$ 500,000.00	1.500%	3/3/2018
464209CB9	Isabella Bank	\$ 250,000.00	1.200%	6/18/2018
38644AAU3	Grand River Bank	\$ 250,000.00	1.000%	7/6/2018
24000316	Ann Arbor State Bank	\$ 250,000.00	1.150%	9/16/2018
48124JWV6	JP Morgan Chase	\$ 250,000.00	1.250%	9/28/2018
9497483N5	Wells Fargo	\$ 250,000.00	1.200%	2/26/2019
33646CFM1	1st Source Bank	\$ 250,000.00	1.700%	8/28/2019
30447	American 1 Credit Union	\$ 500,000.00	1.750%	10/26/2019
060704BA0	Bank Birmingham	\$ 250,000.00	1.500%	2/13/2020
32110YER2	First National Bank of America	\$ 250,000.00	1.500%	3/16/2020
201282GJ3	Alma Bank	\$ 250,000.00	1.500%	4/13/2020
	Subtotal	\$ 3,500,000.00		
Cash/Money Markets				
	Comerica Bank	\$ 1,940,360.36		
	Michigan CLASS	\$ 14,560,812.48		
	Huntington Bank	\$ 1,782,604.18		
	County National Bank	\$ 1,003,529.41		
	Chemical Bank	\$ 3,026,332.85		
	CIBC	\$ 1,012,994.38		
	Subtotal	\$ 23,326,633.66		
Treasuries / U.S. Agencies				
59447PCN9	Michigan Finance Authority Muni Bond	\$ 750,000.00	1.900%	9/1/2018
594698PB2	Michigan Strategic Fund	\$ 1,565,000.00	1.641%	4/15/2019
3137EADM8	Federal Home Loan Mortgage Corp	\$ 500,000.00	1.250%	10/2/2019
3130A9PB1	Federal Home Loan Bank	\$ 1,999,000.00	1.200%	10/25/2019
3133EFKY2	Federal Farm Credit Bank	\$ 2,000,000.00	1.360%	10/28/2019
150609HD0	Cedar Springs Mich Public School Muni	\$ 500,000.00	1.785%	5/1/2020
3133EGVK8	Federal Farm Credit Bank	\$ 2,000,000.00	1.350%	9/21/2020
3133EGLG8	Federal Farm Credit Bank	\$ 2,000,000.00	1.370%	10/13/2020
3133EGLU7	Federal Farm Credit Bank	\$ 2,000,000.00	1.480%	7/14/2021
3134GAEE0	Federal Home Loan Bank	\$ 2,000,000.00	1.500%	3/30/2021
3133EGMT9	Federal Farm Credit Bank	\$ 2,000,000.00	1.690%	7/19/2022
3130A6S57	Federal Home Loan Bank	\$ 2,000,000.00	2.375%	11/23/2022
3134G92T3	Federal Home Loan Mortgage Corp	\$ 1,000,000.00	1.500%	8/8/2023
3133EGTV7	Federal Farm Credit Bank	\$ 3,000,000.00	1.820%	9/12/2023
3133EGUU7	Federal Farm Credit Bank	\$ 3,000,000.00	1.850%	9/20/2023
3133EHVU4	Federal Farm Credit Bank	\$ 2,000,000.00	2.780%	8/24/2027
	Subtotal	\$ 28,314,000.00		
	Total	\$ 55,140,633.66		

DECEMBER 2017 Monthly Pooled Interest

Account Name	Org. Key	Object Code	No. Days	Beginning Balance	Ending Balance	Average Balance	Average Interest	Monthly Interest	GL Entry CR
Public Improvement	245000	000020	31	856,639.62	704,295.70	780,467.66	1.087%	\$720.53	245100-664000
Jail Millage	280000	000020	31	28,769.13	51,369.74	40,069.44	1.087%	\$36.99	280100-664000
DOA Millage	281000	000020	31	213,823.30	225,719.65	219,771.48	1.087%	\$202.89	281100-664000
Medical Care MOE	297100	000020	31	2,632,005.86	2,645,723.77	2,638,864.82	1.087%	\$2,436.21	297100-664000
Delinquent Real	616000	000020	31	5,693,748.53	6,271,706.81	5,982,727.67	1.087%	\$5,523.29	616100-664000
Delinquent Personal	618000	000020	31	230,123.53	235,926.56	233,025.05	1.087%	\$215.13	618100-664000
Worker's Comp	677000	000020	31	193,639.62	202,123.41	197,881.52	1.087%	\$182.69	677100-664000
Self Insurance Health	688000	000020	31	-1,780,118.93	43,440.98	-868,338.98	1.087%	\$0.00	688100-664000
Escheats	702000	000020	31	113,840.68	112,163.71	113,002.20	1.087%	\$104.32	702000-268010
				8,182,471.34	10,492,470.33			9,422.05	
ROD Automation Fund	256000	000020	31	409,868.18	392,143.16	401,005.67	1.087%	\$370.21	256100-664000
Road Commission	201000	000020	31	1,475,313.84	-3,531,944.42	-1,028,315.29	1.087%	\$0.00	201100-664000
Joint Narcotics Forfeiture	267000	000020	31	299,509.51	300,203.81	299,856.66	1.087%	\$276.83	267100-664000
Village of Springport	365910	000020	31	671.74	672.28	672.01	1.087%	\$0.62	365910-664000
Spring Arbor Water	365911	000020	31	590.69	591.17	590.93	1.087%	\$0.55	365911-664000
Clark Lake	365913	000020	31	106.61	106.70	106.66	1.087%	\$0.10	365913-664000
Village of Brooklyn	365914	000020	31	162.24	162.37	162.31	1.087%	\$0.15	365914-664000
Lake Columbia	365185	000020	31	3,456.70	2,981.03	3,218.87	1.087%	\$2.97	365185-664000
Southern Regional Intercept.	365916	000020	31	-208,602.43	-208,602.43	-208,602.43	1.087%	\$0.00	365916-664000
Wolf Lake	365220	000020	31	1,613.05	1,575.23	1,594.14	1.087%	\$1.47	365220-664000
Napoleon	365918	000020	31	550.51	550.95	550.73	1.087%	\$0.51	365918-664000
Parma Village LDFA	365920	000020	31	3,146.92	2,705.12	2,926.02	1.087%	\$2.70	365920-664000
Grass Lake Section 2002B	365924	000020	31	3,492.93	3,347.81	3,420.37	1.087%	\$3.16	365924-664000
Round/Farwell	365925	000020	31	9,740.47	9,607.40	9,673.94	1.087%	\$8.93	365925-664000
Vineyard Lake	365250	000020	31	1,101.62	968.44	1,035.03	1.087%	\$0.96	365250-664000
Rives Sanitary Sewer	365926	000020	31	11,995.96	238.07	6,117.02	1.087%	\$5.65	365926-664000
Village of Springport	365929	000020	31	244.35	244.55	244.45	1.087%	\$0.23	365929-664000
Lifeways 2015B series	365917	000020	31	19,127.69	19,143.12	19,135.41	1.087%	\$17.67	365917-664000
Airport Runway	365906	000020	31	107,989.84	62,476.97	85,233.41	1.087%	\$78.69	365906-664000
Road Dept Road Projects	365933	000020	31	1,271,089.82	806,928.02	1,039,008.92	1.087%	\$959.22	365933-664000
Sheriff Radio	365934	000020	31	232,141.79	232,368.70	232,255.25	1.087%	\$214.42	365934-664000
Building Authority Debt MCF	369472	000020	31	66,324.66	66,378.17	66,351.42	1.087%	\$61.26	369472-664000
JCDOT Bond (August 2016)	403276	000020	31	4,110,277.94	4,115,441.61	4,112,859.78	1.087%	\$3,797.01	403276-664000
Road Dept Road Projects	404276	000020	31	21,971,923.28	21,991,618.49	21,981,770.89	1.087%	\$20,293.69	404276-664000
RRF - CASH	515000	000020	31	287,333.13	277,712.14	282,522.64	1.087%	\$260.83	
RRF-Bond Debt	515000	175010	31			0.00	1.087%	\$0.00	\$491.63
RRF- City Perpetual	515000	175030	31	250,000.00	250,000.00	250,000.00	1.087%	\$230.80	515530-664000
Fair	561000	000020	31	-3,092.14	-14,613.07	-8,852.61	1.087%	\$0.00	561100-664000
Preston Endowment	718000	000020	31	102,078.63	102,160.99	102,119.81	1.087%	\$94.28	\$94.28
Preston RESTRICTED	718001	000020	31			0.00	1.087%	\$0.00	718100-664000
Drain	801000	000020	31	1,186,786.18	1,186,801.42	1,186,793.80	1.087%	\$1,095.65	801100-664000
Drain	802000	000020	31	50,029.56	33,262.81	41,646.19	1.087%	\$38.45	802100-664000
Lake Level	841000	000020	31	48,147.72	46,226.57	47,187.15	1.087%	\$43.56	841100-664000
Lake Level	842000	000020	31	8,075.02	8,081.53	8,078.28	1.087%	\$7.46	842100-664000
Spring Arbor Water	851911	000020	31	3,353.35	3,356.06	3,354.71	1.087%	\$3.10	851911-664000
Southern Regional Intercept.	851916	000020	31	1,360.28	1,361.38	1,360.83	1.087%	\$1.26	851916-664000
Parma Village Wastewater	851922	000020	31	0.02	0.02	0.02	1.087%	\$0.00	851922-664000
Round/Farwell	851925	000020	31	136.10	136.21	136.16	1.087%	\$0.13	851925-664000
Vineyard Lake	851250	000020	31	408.78	409.11	408.95	1.087%	\$0.38	851250-664000
Rives Sanitary Sewer	851926	000020	31	62.90	62.95	62.93	1.087%	\$0.06	851926-664000
Total Paid				31,726,517.44	26,164,864.44			\$27,872.96	
				\$ 39,908,988.78	\$ 36,657,334.77	\$ 38,283,161.78			
								\$37,295.01	Total Int Paid

December 2017 Monthly Pooled Unallocated Interest

Account Name	FUND	Beginning Balance	Ending Balance
Parks	208	40,149	-40,931
Friend of Court	215	664,474	974,214
Golf Courses	218	4,597	-3,560
Health department	221	2,013,565	1,774,923
Runway Project	246	-430,190	-430,190
Falling Waters	247	65,103	65,438
Sparks Park	248	-249,064	-249,476
Budget Stabilization	257	0	0
Concealed Pistol Licensing	263	141,495	145,638
PA Drug Enforcement	264	76,200	76,002
Sheriff Drug Enforcement	265	1,290	70
Omnibus Forfeiture	266	981	981
Law Library	269	6,884	6,884
CDB Grant	278	118,536	127,659
Justice Training	285	-43,872	-37,607
FIA	290	81,532	67,032
Medical care facility	291	3,170,855	3,392,459
Child Care	292	801,476	1,220,424
Vetran's Trust	294	7,480	7,480
Airport	295	-21,653	-44,625
Equipment Fund	402	1,207,066	1,124,669
Sheriff Equipment	466	-235,100	-260,259
Building Authority Construction	469	0	0
Delinquent Tax Administration	617	1,250,793	1,250,793
Land bank	620	378,981	378,527
Landscape Planning	649	23,662	23,662
DOA Endowment	717	52,875	56,258
Library Fines	721	64,303	109,677
Retirement	731	1,345,829	1,271,613
Circuit Court Trust	762	330,732	315,348
		10,868,979	11,323,103

January
2018

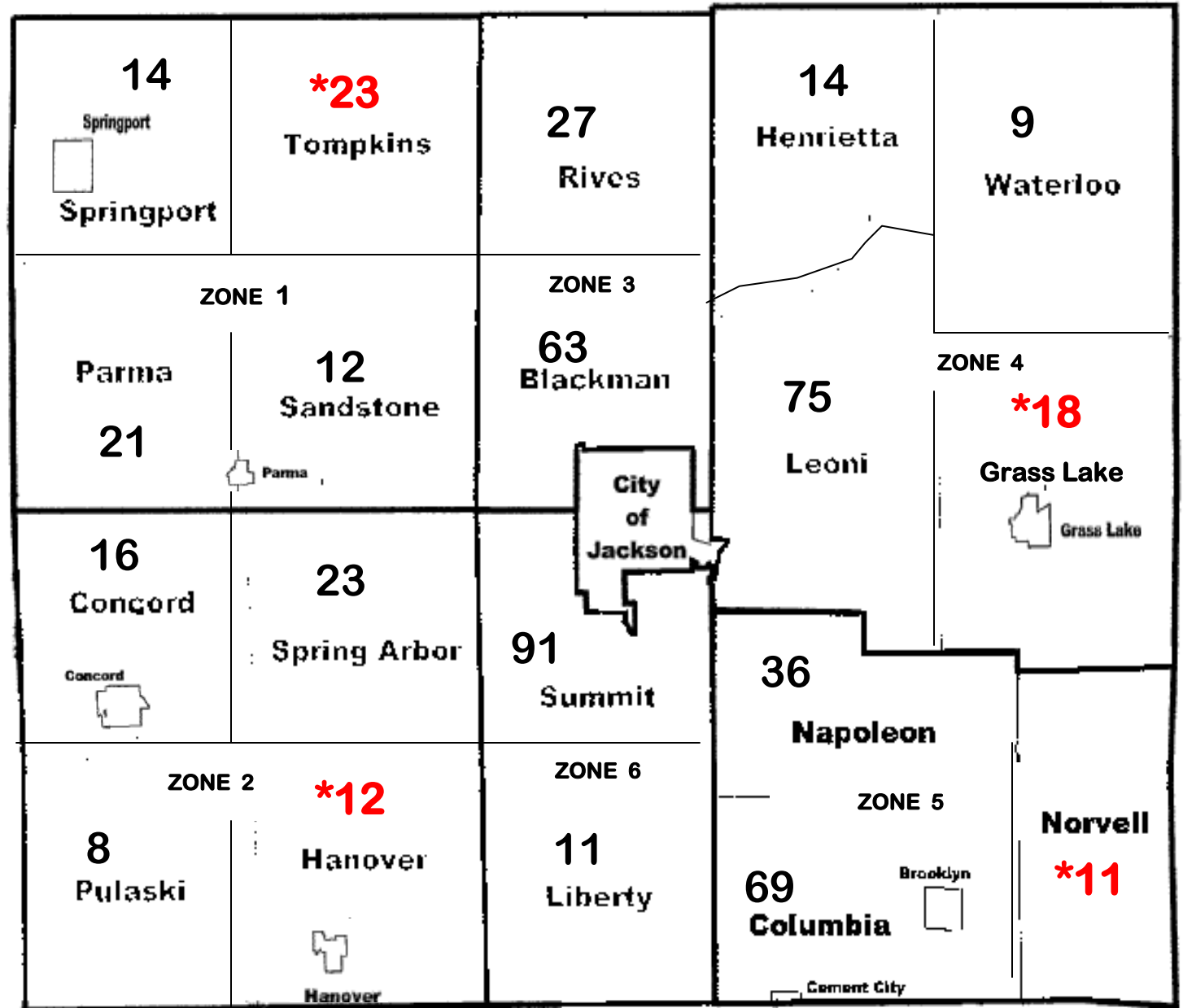
2017 Forfeitures
Beginning 2,190

1,022 - 47 %

January 2017 - 1026

CITY
1- 25
2- 36
3- 61
4- 97
5- 103
6- 48
7- 40
8- 59
Total 469

03-01-16 2,391
03-01-15 2,295



Jan - 276
Mary - 240
3rd TS(Colin) - 222
4th TS (Lu)- 284

